

# **SOUTH HURON POLICE SERVICES BOARD**

Remote Electronic Meeting – 4:05 pm  
Tuesday, October 13, 2020

---

## **AGENDA**

1. Call to Order and Welcome
2. Disclosure of Pecuniary Interest and General Nature thereof
3. Changes/Additions to the Agenda
4. Approval of the Agenda
5. Approval of Minutes of previous meeting
6. O.P.P. Report
7. Delegations
8. Community Safety and Well-being Plan
9. Correspondence
  - Office of Lisa Thompson – Defer until November
  - Complaint – Speeding on Orchard Street
  - Complaint – Speeding on Wellington Street
  - County of Huron Clerks Working Group Relating to Bill 175 – Safer Ontario Act, 2018 – Community Safety and Well-Being Plan – 2021 Budget
10. New Business
  - 2021 Proposed South Huron Police Services Board Administration Budget
  - South Huron Police Services Board By-Law No 2019-01 Review
  - OAPSB Zone 5 Meeting – December 8, 2020
11. Unfinished Business
  - Policing and Safety Tag Lines

12. Date of Next Meeting – Tuesday, November 10, 2020
13. Adjournment



## **SOUTH HURON POLICE SERVICES BOARD**

Remote Electronic Meeting  
Tuesday, September 8, 2020 – 4:05 pm

### **Members Present**

Chair	Jim Dietrich
Member	Dave Frayne
OPP	Staff Sgt David Sinko
Regrets	Mark Hartman
Regrets	Inspector/Interim Commander Rob Scott
Recording Secretary	Jo-Anne Fields

#### **1. Call to Order & Welcome**

Chair Jim Dietrich called the meeting to order at 4:05 pm and welcomed the members to the meeting, thanking them for their commitment to policing in South Huron.

#### **2. Disclosure of Pecuniary Interest and General Nature Thereof**

- None declared

#### **3. Changes/Additions to the Agenda**

- None

#### **4. Approval of the Agenda**

#### **Motion – 23/09/20**

**Moved by:** Dave Frayne  
**Seconded by:** Jim Dietrich

**“That the Agenda be approved as circulated.”**

**Disposition:** Carried

## 5. Approval of the Minutes

### Motion – 24/09/20

Moved by: Dave Frayne  
Seconded by: Jim Dietrich

**“That the minutes of July 14, 2020 meeting be approved as circulated.”**

Disposition: Carried

## 6. O.P.P. Report

- Detailed report for July and August were distributed prior to the meeting for review and to allow for effective discussion at the Board meeting
- Staff Sgt David Sinko provided a comprehensive overview and explanation of the July and August report
- Calls for Service in August are down from last year
- Officers continued focus patrols relating to COVID19
- With the reopening of the economy, the patrols moved from closed businesses to more tourist areas and places where crowds would be
- Police were present during peak beach hours to address overcrowding and other COVID19 concerns
- Additional patrols were conducted along the Lakeshore communities due to concerns of compliance with EMCPA in beach areas
- With the warmer weather, visitors arriving to the beach areas increased
- Waterworks Road and Port Blake Beach and Day Park were closed to further assist with COVID 19 concerns
- There were 5 COVID19 related calls during the month of August
- Mental Health calls dropped slightly compared to 2019
- Crisis Team member continues to be engaged with proactive and reactive responses within Huron County throughout the COVID19 Crisis
- Noticeable increase in traffic over the long weekend – beach was busy with several warning regarding social distancing
- Lock it or lose it – continue to educate the public of the importance of this practice
- Block training has been modified – will begin with the mandatory piece of the training – hopefully back on track for regular training in January 2021
- Back to school – not sure how partnership will advance
- Review of media reports
- All staff are reporting to the Clinton Detachment now
- The office is now open to the public with restrictions
- Discussion pertaining to private events at the Motorplex – Security and traffic patrol – suggest paid duty to monitor the event as well as traffic patrol surrounding the event

- Calls for Service and Billing Summary in comparison to 2019 was reviewed
- Good to see that clearance rates have increased
- The Chair thanked Staff Sgt Sinko for providing the overview and explanation

**Motion – 25/09/20**

**Moved by: Dave Frayne**  
**Seconded by: Jim Dietrich**

**“That the O.P.P. Report be received as presented.”**

**Disposition: Carried**

**7. Delegations**

- None

**8. Community Safety and Well-Being Plan**

- Due to COVID-19, the Community Safety and Well-Being Plan has been temporarily put on hold, however Chair Dietrich noted that a Zoom meeting is schedule with the Executive Committee on September 15, 2020 at 2:00 pm
- A report will be provided at the October Police Services Board meeting

**9. Correspondence**

- Office of Lisa Thompson – Notification of appointment of Provincial Representative Dave Frayne – Defer until the October meeting or until such time as the Board can meet in person
- Ministry of Attorney General - Special Investigations Unit (SIU) – 2019 Annual Report
- Complaint – Speeding in Shipka – East and West – Chair Dietrich expanded on this concern
- It has been requested that the speed limit signs of 90 km be moved further from the community – this correspondence has also been shared with South Huron Council and will be addressed this evening
- Increased summer traffic through the community may have compounded the speeding issue – increased patrols and speed recording device may be beneficial and effective
- No other correspondence

**10. New Business**

- By-law – Secretary Fields noted that the South Huron Police Services By-law no. 2019-01 would be reviewed for possible revisions in November
- Proposed South Huron Police Services Board Administration 2021 Draft Budget – Draft will be prepared for approval in October to be submitted to South Huron Council for budget consideration

**11. Unfinished Business**

- Safety tag lines – roll out after COVID-19

**12. Date of Next Meeting**

Next meeting of the Police Service Board will be held at the South Huron Municipal Office on Tuesday, October 13, 2020 at 4:05 pm or at the call of the Chair.

**13. Adjournment**

**Motion – 26/09/20**

**Moved by: Dave Frayne**  
**Seconded by: Jim Dietrich**

**“That the meeting be adjourned at 4:45 pm.”**

**Disposition: Carried**

\_\_\_\_\_  
**Chair – J. Dietrich**

\_\_\_\_\_  
**Recording Secretary – J. Fields**

\_\_\_\_\_  
**Date**

# SOUTH HURON POLICE SERVICES BOARD REPORT



## SEPTEMBER

## 2020

Inspector Rob Scott – Detachment Commander

# Huron County OPP Community Safety and Engagement Report

## South Huron September 2020

### Calls for Service

2020: 312	2019: 497	2018: 477
-----------	-----------	-----------

### Public Complaints

Policy	Nil
Service	Nil
Conduct	Nil

### Secondary Employment

N/A

### DAR - Community Safety / Mobilization Hours

Number of Cruiser Patrol Hours:	167.00
Number of Foot Patrol Hours:	9.50
Number of School Patrol Hours:	4.50
Number of Specialized Patrol Hours:	Nil
Number of Focused Patrol Hours:	3.00
Number of Community Mobilization Hours:	Nil
Number of RIDE Program Hours:	2.25
Number of Auxiliary Hours:	NA – COVID19



# Huron County OPP Community Safety and Engagement Report

## South Huron September 2020

### Detachment Initiatives

Number of Targeted Media Releases:	<p>Two media releases were placed on the Huron County Media Portal relating to South Huron</p> <p>Media releases are put out to in an attempt to educate, create awareness, and emphasize the need for the public's help in solving crimes.</p>
Crime and Traffic Campaigns/Initiatives:	<p>There were 17 collisions in South Huron in September. 5 involved personal injury. The remaining 12 were all property damage.</p> <p>During the month of September there were 2 RIDE program in South Huron.</p> <p>Huron OPP conducted Proactive enforcement during the September Long Weekend. Tickets were laid including on Huron St W which was part of a traffic complaint.</p>
Public Education Campaigns:	<p>17 Media releases were issued this past month pertaining to county-wide information and/or public education campaigns.</p> <p>We encourage people to always secure their property and to not leave valuables in their vehicles. Theft of Motor Vehicles is still an on-going concern throughout the County.</p> <p>We provided extra patrols along the Lake shore communities due to concerns of compliance with EMCPA in beach areas over the Long Weekend especially. There were 3 COVID19 related calls during the month of September.</p>
Crime Stoppers:	<p>18 Total new OPP tips (Huron County only)</p> <ul style="list-style-type: none"><li>➤ 04 Huron Drugs</li><li>➤ 14 Huron Intelligence</li></ul>
Continuous Learning:	<p>Block Training resumed in September. Mandatory annual training.</p>

### Community Engagement

School/Youth Officer Hours / Calls for Service:	<p>There were two incidents in September at South Huron Schools. Both Minor in nature. The school resource officer has been re-deployed from frontline duties back to the Schools now that they have re-opened. They are maintaining contact with the school admin staff and working through any</p>
---	--

# Huron County OPP Community Safety and Engagement Report

## South Huron September 2020

	<p>issues related to re-opening. It is our hopes to begin presentations to the classes in some virtual format soon.</p>
Community Mobilization Officer:	<p>The MCRRT is riding with officers dealing with mental health assessment and support at the call in the field. PC Van Mierlo has resumed attending the weekly situation table in Seaforth discussing matters of concerns amongst the at risk population in Huron County.</p> <p>There were 17 mental health calls for service in South Huron in September. Up from 10 in the same month in 2019.</p>
Focused Patrol Initiatives:	<p>There were two focused patrols that occurred in South Huron during the month of September. The Huron OPP are currently running focused patrols with the school re-openings. This is to support school safety. Officers are patrolling the schools on foot and by cruiser curbing poor behaviour and supporting school staff with the re-opening policies. Also road safety is one of our priorities as well. Curbing poor behaviour on the roads.</p> <p>There was also a focused patrol to address a traffic complaint on Huron St W in Exeter.</p> <p>South Huron received 4 calls for service related to COVID19. These were mostly concerns over the EMCPA and the public not following the Provincial guidelines. Huron OPP continues to educate the Public on the changing rules relating to the re-opening of the Province.</p>
Community Events:	<p>None scheduled during this time period.</p>

### Noteworthy Occurrences

- Theft and mischief to post office boxes in Exeter. Two boxes pried open.
- 19 year old from Exeter charged with careless driving, young driver BAC above zero, and novice driver BAC above zero, after demolishing a vehicle in a rollover single motor vehicle collision west of Exeter on Huron Street.
- 22 year old from London was northbound on Airport Line at 150 km/hr. Vehicle stopped and driver charged with racing, vehicle impounded and licence suspended for seven days.

# Huron County OPP Community Safety and Engagement Report

## South Huron September 2020

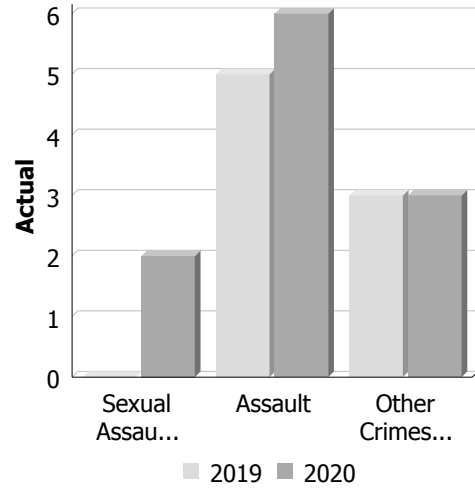
### Looking Forward

Trends:	<ul style="list-style-type: none"><li>• Violent Crimes have seen an increase rising from 8 in September 2019 to 11 in September 2020. There were 2 sexual assaults reported in September.</li><li>• Break and enter occurrences fell from 11 in September 2019 down to 4 in September 2020. Theft complaints (Over &amp; Under) dropped from 23 to 14 from September 2019 to September 2020. A year to date reduction of 15% in property crimes over last year.</li><li>• Mental Health calls dropped Increased from 11 in August 2020 to 17 in September 2020. Crisis Team member continues to be engaged with proactive and reactive responses within Huron County throughout the COVID19 Crisis trying to further reduce these numbers.</li></ul>
Detachment Pressures:	<ul style="list-style-type: none"><li>• COVID 19 pressures. Corporate planning, preparation and ongoing changes to procedures and legislation. With the ever changing position on closures from the Province we are always fielding questions from the Public on allowable limits on social events.</li><li>• With schools opening and classes resuming we have directed our School Resource officer back in to the schools. Planning is underway on how to deliver course material to students using a COVID19 approved method. Consultation with the school boards is on-going.</li></ul>
Community Pressures:	<ul style="list-style-type: none"><li>• COVID19 - Focus on education while ensuring the safety of the public.</li><li>• Make proactive patrols in areas where closed businesses are located to prevent criminal activity.</li><li>• Stay current on the changing rules as the Province slowly tightens restrictions during this 2<sup>nd</sup> wave of the Pandemic.</li><li>• Enforce any violations to the EMPCA</li></ul>

**Police Services Board Report for South Huron  
Records Management System  
September - 2020**

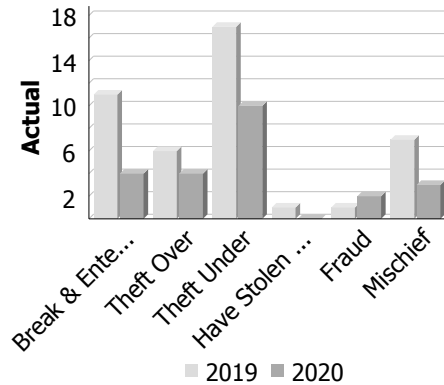
**Violent Crime**

Actual	September			Year to Date - September		
	2019	2020	% Change	2019	2020	% Change
Murder	0	0	--	0	0	--
Other Offences Causing Death	0	0	--	0	0	--
Attempted Murder	0	0	--	0	0	--
Sexual Assault	0	2	--	7	7	0.0%
Assault	5	6	20.0%	34	32	-5.9%
Abduction	0	0	--	0	1	--
Robbery	0	0	--	0	1	--
Other Crimes Against a Person	3	3	0.0%	15	16	6.7%
<b>Total</b>	<b>8</b>	<b>11</b>	<b>37.5%</b>	<b>56</b>	<b>57</b>	<b>1.8%</b>



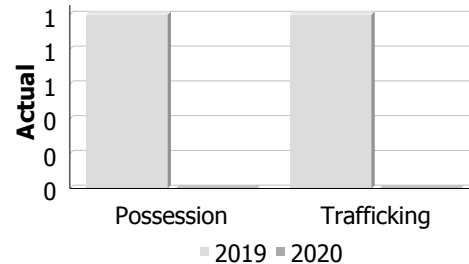
**Property Crime**

Actual	September			Year to Date - September		
	2019	2020	% Change	2019	2020	% Change
Arson	0	0	--	0	0	--
Break & Enter	11	4	-63.6%	54	22	-59.3%
Theft Over	6	4	-33.3%	28	15	-46.4%
Theft Under	17	10	-41.2%	87	81	-6.9%
Have Stolen Goods	1	0	-100.0%	4	7	75.0%
Fraud	1	2	100.0%	31	38	22.6%
Mischief	7	3	-57.1%	30	35	16.7%
<b>Total</b>	<b>43</b>	<b>23</b>	<b>-46.5%</b>	<b>234</b>	<b>198</b>	<b>-15.4%</b>



**Drug Crime**

Actual	September			Year to Date - September		
	2019	2020	% Change	2019	2020	% Change
Possession	1	0	-100.0%	5	2	-60.0%
Trafficking	1	0	-100.0%	5	1	-80.0%
Importation and Production	0	0	--	0	0	--
<b>Total</b>	<b>2</b>	<b>0</b>	<b>-100.0%</b>	<b>10</b>	<b>3</b>	<b>-70.0%</b>



**Detachment:** 6G - HURON

**Location code(s):** 6G00 - HURON

**Area code(s):** 6119 - Municipality of South Huron

**Data source date:** 2020/10/03

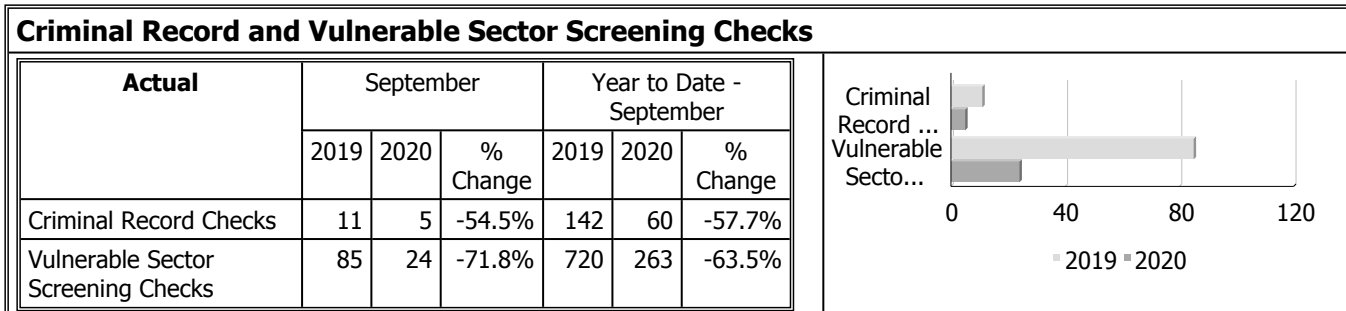
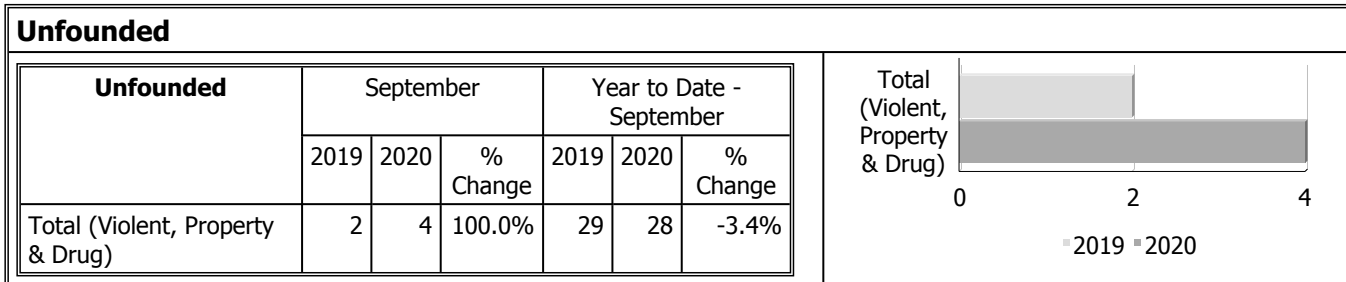
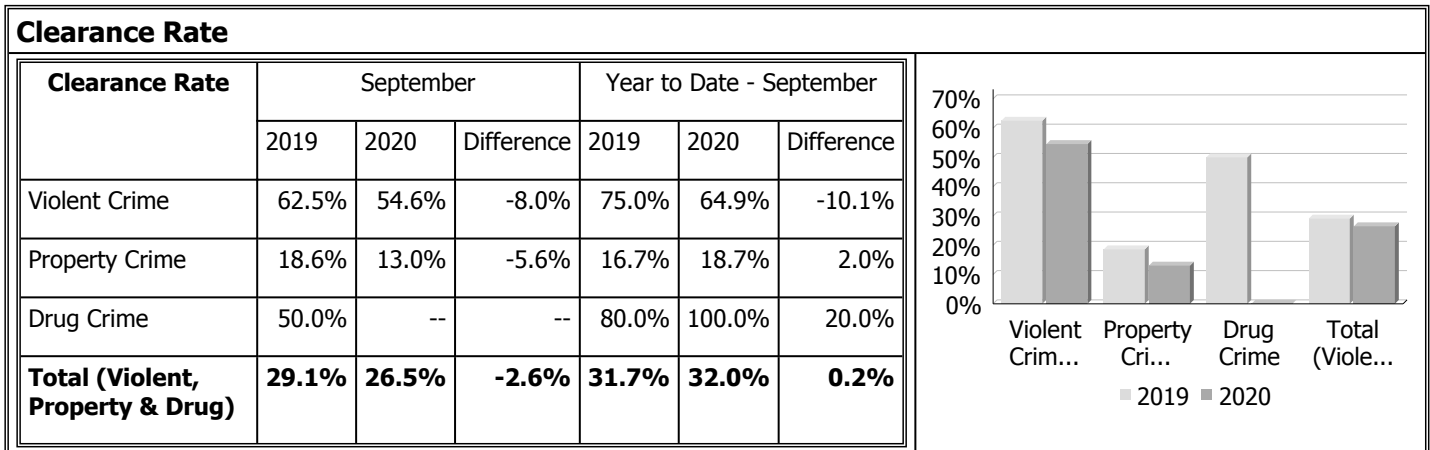
**Report Generated by:**  
Nesbitt, Russell

**Report Generated on:**

6-Oct-20 2:17:11 PM

PP-CSC-Operational Planning-4300

**Police Services Board Report for South Huron  
Records Management System  
September - 2020**



Data contained within this report is dynamic in nature and numbers will change over time as the Ontario Provincial Police continue to investigate and solve crime.

**Data Utilized**

- Major Crimes
- Niche RMS All Offence Level Business Intelligence Cube

**Detachment:** 6G - HURON

**Location code(s):** 6G00 - HURON

**Area code(s):** 6119 - Municipality of South Huron

**Data source date:**

2020/10/03

**Report Generated by:**

Nesbitt, Russell

**Report Generated on:**

6-Oct-20 2:17:11 PM

PP-CSC-Operational Planning-4300



## Calls For Service (CFS) Billing Summary Report

### Municipality of South Huron September - 2020

Billing Categories <i>(Billing categories below do not match traditional crime groupings)</i>		2020				2019			
		September	Year to Date	Time Standard	Year To Date Weighted Hours	September	Year to Date	Time Standard	Year To Date Weighted Hours
Violent Criminal Code	Sexual Assault	2	3	15.9	47.7	0	7	15.9	111.3
	Sexual Interference	0	4	15.9	63.6	0	1	15.9	15.9
	Voyeurism	0	0		0.0	0	1	15.9	15.9
	Non-Consensual Distribution of Intimate Images	0	2	15.9	31.8	0	0		0.0
	Aggravated Assault-Level 3	0	1	15.9	15.9	0	1	15.9	15.9
	Assault With Weapon or Causing Bodily Harm-Level 2	3	9	15.9	143.1	1	5	15.9	79.5
	Assault-Level 1	3	23	15.9	365.7	4	29	15.9	461.1
	Assault Peace Officer	0	1	15.9	15.9	0	1	15.9	15.9
	Assault Peace Officer w/weapon Bodily Harm	0	0		0.0	0	1	15.9	15.9
	Criminal Negligence: Bodily Harm	0	1	15.9	15.9	0	0		0.0
	Forcible confinement	0	1	15.9	15.9	0	0		0.0
	Robbery, With Threat of Violence	0	1	15.9	15.9	0	0		0.0
	Extortion	0	0		0.0	0	1	15.9	15.9
	Criminal Harassment	2	7	15.9	111.3	1	8	15.9	127.2
	Criminal Harassment - Offender Unknown	0	0		0.0	0	1	15.9	15.9
	Indecent/Harassing Communications	1	4	15.9	63.6	1	1	15.9	15.9
	Utter Threats to Person	0	7	15.9	111.3	1	10	15.9	159.0
	Utter Threats to Person -Police Officer	0	1	15.9	15.9	0	0		0.0
	<b>Total</b>	<b>11</b>	<b>65</b>	<b>15.9</b>	<b>1,033.5</b>	<b>8</b>	<b>67</b>	<b>15.9</b>	<b>1,065.3</b>
	Property Crime Violations	Break & Enter	5	26	6.8	176.8	10	55	6.8
Unlawful in a dwelling house		0	1	6.8	6.8	0	0		0.0
Break & Enter - Firearms		0	2	6.8	13.6	1	1	6.8	6.8
Theft Over - Farm Agricultural Produce		1	1	6.8	6.8	0	0		0.0
Theft Over - Trailers		0	1	6.8	6.8	0	2	6.8	13.6
Theft Over - Other Theft		0	0		0.0	0	2	6.8	13.6
Theft of - Mail		1	1	6.8	6.8	1	1	6.8	6.8
Theft FROM Motor Vehicle Over \$5,000		0	0		0.0	0	1	6.8	6.8



## Calls For Service (CFS) Billing Summary Report

### Municipality of South Huron September - 2020

Billing Categories <i>(Billing categories below do not match traditional crime groupings)</i>		2020				2019			
		September	Year to Date	Time Standard	Year To Date Weighted Hours	September	Year to Date	Time Standard	Year To Date Weighted Hours
Property Crime Violations	Theft of Motor Vehicle	2	7	6.8	47.6	1	5	6.8	34.0
	Theft of - Automobile	0	0		0.0	2	6	6.8	40.8
	Theft of - Trucks	0	3	6.8	20.4	1	8	6.8	54.4
	Theft of - Motorcycles	0	0		0.0	0	1	6.8	6.8
	Theft of - All Terrain Vehicles	0	2	6.8	13.6	2	3	6.8	20.4
	Theft of - Farm Vehicles	0	1	6.8	6.8	0	0		0.0
	Theft of - Construction Vehicles	0	1	6.8	6.8	0	0		0.0
	Theft of - Other Motor Vehicles	0	0		0.0	0	2	6.8	13.6
	Theft Under -master code	1	7	6.8	47.6	0	3	6.8	20.4
	Theft under - Farm Equipment	0	0		0.0	1	1	6.8	6.8
	Theft Under - Construction Site	0	1	6.8	6.8	0	0		0.0
	Theft under - Bicycles	2	4	6.8	27.2	1	6	6.8	40.8
	Theft under - Building	0	1	6.8	6.8	0	1	6.8	6.8
	Theft under - Persons	0	0		0.0	0	3	6.8	20.4
	Theft under - Trailers	0	0		0.0	1	2	6.8	13.6
	Theft under - Other Theft	4	35	6.8	238.0	4	30	6.8	204.0
	Theft under - Boat (Vessel)	0	1	6.8	6.8	0	0		0.0
	Theft Under - Gasoline Drive-off	3	17	6.8	115.6	4	17	6.8	115.6
	Theft FROM Motor Vehicle Under \$5,000	0	20	6.8	136.0	6	17	6.8	115.6
	Theft Under \$5,000 [SHOPLIFTING]	1	10	6.8	68.0	2	18	6.8	122.4
	Trafficking in Stolen Goods over \$5,000 (incl. possession wi	0	1	6.8	6.8	0	0		0.0
	Possession of Stolen Goods over \$5,000	0	1	6.8	6.8	0	3	6.8	20.4
	Possession of Stolen Goods under \$5,000	0	5	6.8	34.0	2	2	6.8	13.6
Fraud -Master code	0	1	6.8	6.8	0	2	6.8	13.6	



## Calls For Service (CFS) Billing Summary Report

### Municipality of South Huron September - 2020

Billing Categories <i>(Billing categories below do not match traditional crime groupings)</i>		2020				2019			
		September	Year to Date	Time Standard	Year To Date Weighted Hours	September	Year to Date	Time Standard	Year To Date Weighted Hours
Property Crime Violations	Fraud - Steal/Forge/Poss./ Use Credit Card	1	4	6.8	27.2	0	3	6.8	20.4
	Fraud - Forgery & Uttering	0	1	6.8	6.8	0	2	6.8	13.6
	Fraud - Fraud through mails	0	0		0.0	0	2	6.8	13.6
	Fraud -Money/ property/security > \$5,000	0	2	6.8	13.6	0	3	6.8	20.4
	Fraud -Money/ property/security <= \$5,000	1	14	6.8	95.2	1	12	6.8	81.6
	Fraud - Other	0	15	6.8	102.0	0	10	6.8	68.0
	Personation with Intent (fraud)	0	0		0.0	0	1	6.8	6.8
	Identity Fraud	0	3	6.8	20.4	0	1	6.8	6.8
	Mischief - master code	4	38	6.8	258.4	8	30	6.8	204.0
	Interfere with lawful use, enjoyment of property	0	2	6.8	13.6	0	2	6.8	13.6
	Property Damage	0	2	6.8	13.6	1	5	6.8	34.0
	<b>Total</b>	<b>26</b>	<b>231</b>	<b>6.8</b>	<b>1,570.8</b>	<b>49</b>	<b>263</b>	<b>6.8</b>	<b>1,788.4</b>
Other Criminal Code Violations (Excluding traffic)	Offensive Weapons-Explosives	0	0		0.0	0	1	7.9	7.9
	Offensive Weapons-Possession of Weapons	0	4	7.9	31.6	0	3	7.9	23.7
	Offensive Weapons-Prohibited	0	0		0.0	0	1	7.9	7.9
	Offensive Weapons-Other Weapons Offences	0	1	7.9	7.9	0	3	7.9	23.7
	Bail Violations - Master code	0	1	7.9	7.9	0	1	7.9	7.9
	Bail Violations - Fail To Comply	3	28	7.9	221.2	6	28	7.9	221.2
	Bail Violations - Appearance Notice	0	0		0.0	0	1	7.9	7.9
	Bail Violations - Others	0	1	7.9	7.9	0	4	7.9	31.6
	Possession Of Counterfeit Money	0	3	7.9	23.7	0	0		0.0
	Counterfeit Money - Others	1	1	7.9	7.9	0	1	7.9	7.9
	Disturb the Peace	0	5	7.9	39.5	2	6	7.9	47.4
	Indecent acts - Master code	1	1	7.9	7.9	0	0		0.0





## Calls For Service (CFS) Billing Summary Report

### Municipality of South Huron September - 2020

Billing Categories <i>(Billing categories below do not match traditional crime groupings)</i>		2020				2019			
		September	Year to Date	Time Standard	Year To Date Weighted Hours	September	Year to Date	Time Standard	Year To Date Weighted Hours
Other Criminal Code Violations (Excluding traffic)	Indecent acts -Other	1	1	7.9	7.9	0	1	7.9	7.9
	Child Pornography - Possess child pornography	0	1	7.9	7.9	0	0		0.0
	Child Pornography - Making or distributing	0	1	7.9	7.9	0	0		0.0
	Public Morals	0	0		0.0	0	1	7.9	7.9
	Obstruct Public Peace Officer	0	1	7.9	7.9	0	0		0.0
	Trespass at Night	2	3	7.9	23.7	0	0		0.0
	Fail to Attend Court	0	3	7.9	23.7	0	4	7.9	31.6
	Breach of Probation	2	8	7.9	63.2	1	14	7.9	110.6
	Disobey court order/Misconduct executing process	0	0		0.0	0	1	7.9	7.9
	Public mischief - mislead peace officer	0	1	7.9	7.9	0	1	7.9	7.9
	Utter Threats to damage property	0	0		0.0	1	3	7.9	23.7
	Animals - Cruelty	0	1	7.9	7.9	1	1	7.9	7.9
	Animals - Others	0	0		0.0	1	1	7.9	7.9
	False Fire Alarm (C.C. Charge)	0	1	7.9	7.9	0	0		0.0
	<b>Total</b>	<b>10</b>	<b>66</b>	<b>7.9</b>	<b>521.4</b>	<b>12</b>	<b>76</b>	<b>7.9</b>	<b>600.4</b>
	Drug Possession	Possession Cocaine	0	1	6.4	6.4	0	0	
Possession Other Controlled Drugs and Substance Act		0	1	6.4	6.4	0	1	6.4	6.4
Possession - Methamphetamine (Crystal Meth)		0	1	6.4	6.4	1	4	6.4	25.6
Possession û Opioid (other than heroin)		1	2	6.4	12.8	0	0		0.0
DRUG Operation - Master Code		0	1	6.4	6.4	0	0		0.0
Drug related occurrence		0	7	6.4	44.8	1	9	6.4	57.6
<b>Total</b>		<b>1</b>	<b>13</b>	<b>6.4</b>	<b>83.2</b>	<b>2</b>	<b>14</b>	<b>6.4</b>	<b>89.6</b>
Drugs	Trafficking Other Controlled Drugs and Substance Act	0	1	37.0	37.0	1	6	37.0	222.0
	Trafficking û Opioid (other than heroin)	0	0		0.0	0	1	37.0	37.0
	<b>Total</b>	<b>0</b>	<b>1</b>	<b>37.0</b>	<b>37.0</b>	<b>1</b>	<b>7</b>	<b>37.0</b>	<b>259.0</b>
Statutes & Acts	Landlord/Tenant	1	13	3.3	42.9	6	26	3.3	85.8
	Mental Health Act	5	27	3.3	89.1	5	53	3.3	174.9



## Calls For Service (CFS) Billing Summary Report

### Municipality of South Huron September - 2020

Billing Categories <i>(Billing categories below do not match traditional crime groupings)</i>		2020				2019			
		September	Year to Date	Time Standard	Year To Date Weighted Hours	September	Year to Date	Time Standard	Year To Date Weighted Hours
Statutes & Acts	Mental Health Act - No contact with Police	0	4	3.3	13.2	2	13	3.3	42.9
	Mental Health Act - Attempt Suicide	2	9	3.3	29.7	1	6	3.3	19.8
	Mental Health Act - Threat of Suicide	5	31	3.3	102.3	1	28	3.3	92.4
	Mental Health Act - Voluntary Transport	1	15	3.3	49.5	0	14	3.3	46.2
	Mental Health Act - Placed on Form	3	16	3.3	52.8	1	8	3.3	26.4
	Custody Dispute	0	0		0.0	1	1	3.3	3.3
	Trespass To Property Act	3	35	3.3	115.5	3	27	3.3	89.1
	<b>Total</b>	<b>20</b>	<b>150</b>	<b>3.3</b>	<b>495.0</b>	<b>20</b>	<b>176</b>	<b>3.3</b>	<b>580.8</b>
Operational	Animal -Master code	0	0		0.0	0	2	3.6	7.2
	Animal - Bear Complaint	0	0		0.0	0	1	3.6	3.6
	Animal - Left in Vehicle	0	2	3.6	7.2	1	3	3.6	10.8
	Animal Rabid	0	2	3.6	7.2	0	2	3.6	7.2
	Animal Bite	0	2	3.6	7.2	1	3	3.6	10.8
	Animal Stray	1	12	3.6	43.2	4	6	3.6	21.6
	Animal Injured	0	12	3.6	43.2	0	1	3.6	3.6
	Animal - Other	0	5	3.6	18.0	0	13	3.6	46.8
	Animal - Dog Owners Liability Act	1	3	3.6	10.8	1	4	3.6	14.4
	Alarm -Others	0	0		0.0	1	5	3.6	18.0
	Domestic Disturbance	5	42	3.6	151.2	3	40	3.6	144.0
	Suspicious Person	19	161	3.6	579.6	33	153	3.6	550.8
	Phone -Master code	0	3	3.6	10.8	0	0		0.0
	Phone -Nuisance - No Charges Laid	0	1	3.6	3.6	0	2	3.6	7.2
	Phone -Threatening - No Charges Laid	1	2	3.6	7.2	0	0		0.0
	Phone -Other - No Charges Laid	0	0		0.0	1	4	3.6	14.4
	False Fire Alarm - Building	0	0		0.0	0	1	3.6	3.6
	Fire - Building	0	4	3.6	14.4	1	6	3.6	21.6
	Fire - Vehicle	0	1	3.6	3.6	2	4	3.6	14.4
	Fire - Other	0	2	3.6	7.2	0	1	3.6	3.6
Insecure Condition - Master code	2	5	3.6	18.0	0	1	3.6	3.6	



## Calls For Service (CFS) Billing Summary Report

### Municipality of South Huron September - 2020

Billing Categories <i>(Billing categories below do not match traditional crime groupings)</i>		2020				2019			
		September	Year to Date	Time Standard	Year To Date Weighted Hours	September	Year to Date	Time Standard	Year To Date Weighted Hours
Operational	Insecure Condition - Building	0	0		0.0	0	2	3.6	7.2
	Insecure Condition - Others	0	0		0.0	0	1	3.6	3.6
	Missing Person - Master code	0	2	3.6	7.2	0	0		0.0
	Missing Person under 12	0	0		0.0	0	2	3.6	7.2
	Missing Person 12 & older	1	4	3.6	14.4	3	13	3.6	46.8
	Missing Person Located 12 & older	3	7	3.6	25.2	2	8	3.6	28.8
	Noise Complaint - Master code	4	37	3.6	133.2	4	4	3.6	14.4
	Noise Complaint - Vehicle	0	0		0.0	0	2	3.6	7.2
	Noise Complaint - Residence	0	1	3.6	3.6	1	21	3.6	75.6
	Noise Complaint - Business	0	0		0.0	0	1	3.6	3.6
	Noise Complaint - Animal	0	0		0.0	0	2	3.6	7.2
	Noise Complaint - Others	0	3	3.6	10.8	1	3	3.6	10.8
	Accident - non-MVC -Master code	0	1	3.6	3.6	0	0		0.0
	Accident - non-MVC -Industrial	0	0		0.0	0	1	3.6	3.6
	Found Property - Master code	7	45	3.6	162.0	4	10	3.6	36.0
	Found - License Plate	1	1	3.6	3.6	0	2	3.6	7.2
	Found - Computer, parts & accessories	0	0		0.0	1	1	3.6	3.6
	Found - Vehicle Accessories	0	0		0.0	1	2	3.6	7.2
	Found-Personal Accessories	1	3	3.6	10.8	1	18	3.6	64.8
	Found-Household Property	0	2	3.6	7.2	0	5	3.6	18.0
	Found-Machinery & Tools	0	1	3.6	3.6	0	0		0.0
	Found-Bicycles	0	1	3.6	3.6	0	8	3.6	28.8
	Found-Others	0	3	3.6	10.8	0	10	3.6	36.0
	Lost Property - Master code	0	6	3.6	21.6	2	3	3.6	10.8
Lost License Plate	0	0		0.0	0	4	3.6	14.4	



## Calls For Service (CFS) Billing Summary Report

### Municipality of South Huron September - 2020

Billing Categories <i>(Billing categories below do not match traditional crime groupings)</i>		2020				2019			
		September	Year to Date	Time Standard	Year To Date Weighted Hours	September	Year to Date	Time Standard	Year To Date Weighted Hours
Operational	Lost - Vehicle Accessories	0	0		0.0	0	1	3.6	3.6
	Lost-Personal Accessories	1	3	3.6	10.8	0	9	3.6	32.4
	Lost-Household Property	0	1	3.6	3.6	0	0		0.0
	Lost-Radio,TV,Sound-Reprod. Equip.	0	0		0.0	0	2	3.6	7.2
	Lost-Others	0	1	3.6	3.6	0	3	3.6	10.8
	Sudden Death - Accidental	0	1	3.6	3.6	0	0		0.0
	Sudden Death - Drowning	0	0		0.0	0	1	3.6	3.6
	Sudden Death - Suicide	0	1	3.6	3.6	0	0		0.0
	Sudden Death - Natural Causes	0	11	3.6	39.6	1	7	3.6	25.2
	Sudden Death - Others	0	2	3.6	7.2	1	2	3.6	7.2
	Suspicious Vehicle	6	65	3.6	234.0	11	55	3.6	198.0
	Trouble with Youth	1	9	3.6	32.4	1	21	3.6	75.6
	Medical Assistance - Other	0	0		0.0	0	6	3.6	21.6
	Vehicle Recovered - Automobile	0	3	3.6	10.8	0	5	3.6	18.0
	Vehicle Recovered - Trucks	0	0		0.0	2	5	3.6	18.0
	Vehicle Recovered - Motorcycles	0	1	3.6	3.6	0	0		0.0
	Vehicle Recovered - All Terrain Veh	0	0		0.0	0	1	3.6	3.6
	Vehicle Recovered - Other	0	1	3.6	3.6	0	0		0.0
	Unwanted Persons	2	25	3.6	90.0	14	34	3.6	122.4
	Neighbour Dispute	3	32	3.6	115.2	2	36	3.6	129.6
	Noise By-Law	0	2	3.6	7.2	0	1	3.6	3.6
	Dogs By-Law	0	0		0.0	1	2	3.6	7.2
	Other Municipal By-Laws	1	9	3.6	32.4	2	8	3.6	28.8
	Fireworks By-Law	0	2	3.6	7.2	0	0		0.0
	Traffic By-Law	0	1	3.6	3.6	0	3	3.6	10.8
	Assist Fire Department	0	2	3.6	7.2	0	6	3.6	21.6
Assist Public	16	156	3.6	561.6	26	162	3.6	583.2	



## Calls For Service (CFS) Billing Summary Report

### Municipality of South Huron September - 2020

Billing Categories <i>(Billing categories below do not match traditional crime groupings)</i>		2020				2019			
		September	Year to Date	Time Standard	Year To Date Weighted Hours	September	Year to Date	Time Standard	Year To Date Weighted Hours
Operational	Distressed/Overdue Motorist	0	1	3.6	3.6	0	1	3.6	3.6
	Compassionate Message	0	0		0.0	1	1	3.6	3.6
	Family Dispute	5	36	3.6	129.6	7	41	3.6	147.6
	<b>Total</b>	<b>81</b>	<b>741</b>	<b>3.6</b>	<b>2,667.6</b>	<b>137</b>	<b>788</b>	<b>3.6</b>	<b>2,836.8</b>
Operational2	False Alarm-Accidental Trip	0	0		0.0	1	25	1.3	32.5
	False Alarm-Malfunction	0	0		0.0	1	16	1.3	20.8
	False Holdup Alarm-Accidental Trip	0	2	1.3	2.6	0	0		0.0
	False Alarm -Others	12	64	1.3	83.2	13	35	1.3	45.5
	False Alarm - Cancelled	0	1	1.3	1.3	1	28	1.3	36.4
	Keep the Peace	4	23	1.3	29.9	3	19	1.3	24.7
	911 call / 911 hang up	12	25	1.3	32.5	14	137	1.3	178.1
	911 hang up - Pocket Dial	0	0		0.0	8	42	1.3	54.6
	911 call - Dropped Cell	0	21	1.3	27.3	21	56	1.3	72.8
	<b>Total</b>	<b>28</b>	<b>136</b>	<b>1.3</b>	<b>176.8</b>	<b>62</b>	<b>358</b>	<b>1.3</b>	<b>465.4</b>
Traffic	MVC (MOTOR VEHICLE COLLISION) -Master code	0	2	3.4	6.8	0	0		0.0
	MVC - Personal Injury (MOTOR VEHICLE COLLISION)	2	12	3.4	40.8	0	0		0.0
	MVC - Prop. Dam. Non Reportable	1	21	3.4	71.4	5	40	3.4	136.0
	MVC - Prop. Dam. Reportable (MOTOR VEHICLE COLLISION)	7	41	3.4	139.4	6	43	3.4	146.2
	MVC - Prop. Dam. Failed to Remain (MOTOR VEHICLE COLLISION)	1	7	3.4	23.8	0	11	3.4	37.4
	MVC - Fatal (MOTOR VEHICLE COLLISION)	0	1	3.4	3.4	0	0		0.0
	<b>Total</b>	<b>11</b>	<b>84</b>	<b>3.4</b>	<b>285.6</b>	<b>11</b>	<b>94</b>	<b>3.4</b>	<b>319.6</b>
<b>Total</b>	<b>188</b>	<b>1,487</b>		<b>6,870.9</b>	<b>302</b>	<b>1,843</b>		<b>8,005.3</b>	

**Note to Detachment Commanders:**

- The content of each report is to be shared by the Detachment Commander only with the municipality for which it was generated.



## Calls For Service (CFS) Billing Summary Report

### Municipality of South Huron September - 2020

**The municipality may treat this as a public document and distribute it as they wish.**

- All data is sourced from the Niche RMS application. Included are 'reported' occurrences (actuals and unfounded occurrences) for 'billable' occurrences ONLY. Data is refreshed on a weekly basis.
- The Traffic category includes motor vehicle collision (MVC) occurrences entered into Niche (UCR code 8521). MVCs are NOT sourced from the eCRS application for this report.
- Only the primary violation is counted within an occurrence.
- Time standards displayed are for the 2017 billing period.

#### **Note to Municipalities:**

- Data contained within this report is dynamic in nature and numbers will change over time as the Ontario Provincial Police continues to investigate and solve crime.
- This report is NOT to be used for crime trend analysis as not all occurrences are included.
- Data groupings within this report do not match traditional crime groupings seen in other public reports such as the OPP Police Services Board reports or Statistics Canada reporting.