

SOUTH HURON POLICE SERVICES BOARD

Remote Electronic Meeting – 4:05 pm
Tuesday, June 8, 2021

AGENDA

1. Call to Order and Welcome
2. Disclosure of Pecuniary Interest and General Nature thereof
3. Changes/Additions to the Agenda
4. Approval of the Agenda
5. Approval of Minutes of previous meeting
6. O.P.P. Report
7. Delegations
8. Community Safety and Well-being Plan
 - Update
9. Correspondence
10. New Business
 - Overview of OAPSB Zone 5 Virtual Meeting – Tuesday, June 8, 2021
11. Unfinished Business
 - Policing and Safety Tag Lines
12. Date of Next Meeting – Tuesday, July 13, 2021
13. Adjournment



SOUTH HURON POLICE SERVICES BOARD

Remote Electronic Meeting
Tuesday, May 11, 2021 – 4:05 pm

Members Present

| | |
|---------------------|------------------------|
| Chair | Jim Dietrich |
| Vice Chair | Mark Hartman |
| Member | Dave Frayne |
| OPP | Inspector Jason Younan |
| Recording Secretary | Jo-Anne Fields |

1. Call to Order & Welcome

Chair Jim Dietrich called the meeting to order at 4:05 pm and welcomed the members to the meeting, thanking them for their commitment to policing in South Huron. Warm welcome back to Inspector Jason Younan.

2. Disclosure of Pecuniary Interest and General Nature Thereof

- None declared

3. Changes/Additions to the Agenda

- No changes/additions to the Agenda

4. Approval of the Agenda

Motion – 19/05/21

Moved by: Mark Hartman
Seconded by: Dave Frayne

“That the Agenda be approved as circulated.”

Disposition: Carried

5. Approval of the Minutes

Motion – 20/05/21

Moved by: Dave Frayne
Seconded by: Mark Hartman

“That the minutes of April 13, 2021 meeting be approved as circulated.”

Disposition: Carried

6. O.P.P. Report

- Detailed report for April was distributed prior to the meeting for review and to allow for effective discussion at the Board meeting
- Inspector Jason Younan provided a comprehensive overview and explanation of the report
- Things are going quite well with respect to South Huron
- Violent crimes are down 14%
- Spoke to domestic violence and impacts of COVID-19
- Property crimes – good news stories compared to 2020 – COVID has impacted these figures as well – significant drop
- Member Frayne suggested that possibly Break and Enters are down as more individuals are working from home and has deterred criminal activity
- Vehicles continue to be left unlocked – continually emphasis the importance of removing your keys, valuables and locking your doors
- Clearance rates remain good
- Criminal record checks are all centralized now – moving online in near future
- Traffic statistics were reviewed with the Board membership
- Impaired driving is up significantly in Huron County; however South Huron had a nil report for impaired driving
- 2 hours were dedicated to focused patrols in Exeter
- Billing summary report reviewed
- Property crimes are down almost 50%
- Mental Health – 2 officers are working with professionals to address this issue
- 1,000 hours down in weighted calls for service compared to same timeframe in 2020 – if this trend continues, the Municipality will enjoy a reduction in policing costs – note that the level of services remains consistent and has not deteriorated
- The Huron OPP and Avon Maitland School Board are entering a partnership to open an Office at the South Huron District High School – the agreement is presently being prepared – this will enable officers to stop in and make use of a computer dock – this is a positive influence on area youth and a huge benefit to the OPP and South Huron – Chair Dietrich thanked the Inspector for the foresight in pursuing this endeavour
- Inspector Younan shared the Huron OPP are often engaged in a variety of investigations – recently they assisted the FBI with a case as the individual lived in Bluewater

- Chair Dietrich thanked Inspector Younan for providing the overview and explanation to the Board

Motion – 21/05/21

Moved by: Dave Frayne
Seconded by: Mark Hartman

“That the O.P.P. Report be received as presented.”

Disposition: Carried

7. Delegations

- None

8. Community Safety and Well-Being Plan

- Deadline for completion is July 1, 2021
- Two meetings scheduled this week
- The document is very close to being presenting to respective Councils
- Will be completed and presently prior to the deadline

9. Correspondence

- BIA – Concern expressed regarding increased traffic in alleyways behind businesses – request patrols to monitor and address
- The Inspector spoke with the BIA representative and provided an overview of plan
- Will keep the Board updated of progress

10. New Business

- OAPSB Zone 5 Virtual Meeting – Tuesday, June 8, 2021 – 9:30 am
- Public Appointments Secretariat (PSA) eLearning program
- The PAS has launched a new eLearning program for all public appointees
- Provincial Appointee Dave Frayne attended the virtual learning session and reported back to the Board
- Training provided knowledge on the agency sector, roles and responsibilities as public appointees, including duties and acting in an ethical way
- The mandatory training took approximately 4 – 6 hours to complete and was very thorough
- Member Frayne successfully complete the course and exam

11. Unfinished Business

- Safety tag lines – roll out after COVID-19

12. Date of Next Meeting

Next meeting of the Police Service Board will be held at the South Huron Municipal Office on Tuesday, June 8, 2021 at 4:05 pm or at the call of the Chair.

13. Adjournment

Motion – 22/05/21

Moved by: Mark Hartman
Seconded by: Dave Frayne

“That the meeting be adjourned at 4:35 pm.”

Disposition: Carried

Chair – J. Dietrich

Recording Secretary – J. Fields

Date

DRAFT

SOUTH HURON POLICE SERVICES BOARD REPORT



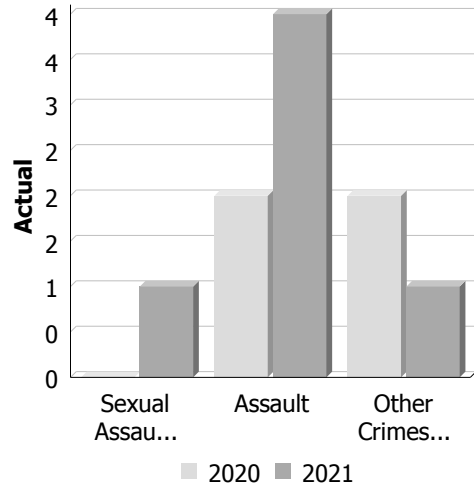
MAY
2021

Inspector J. Younan – Detachment Commander

**Police Services Board Report for South Huron
Records Management System
May - 2021**

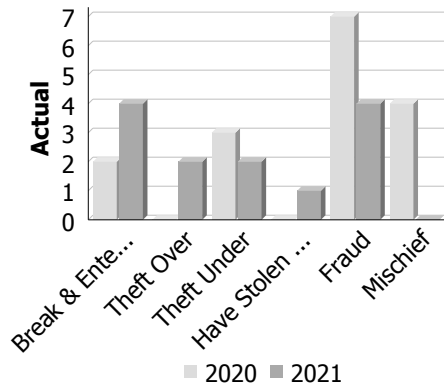
Violent Crime

| Actual | May | | | Year to Date - May | | |
|-------------------------------|----------|----------|--------------|--------------------|-----------|-------------|
| | 2020 | 2021 | % Change | 2020 | 2021 | % Change |
| Murder | 0 | 0 | -- | 0 | 0 | -- |
| Other Offences Causing Death | 0 | 0 | -- | 0 | 0 | -- |
| Attempted Murder | 0 | 0 | -- | 0 | 0 | -- |
| Sexual Assault | 0 | 1 | -- | 0 | 5 | -- |
| Assault | 2 | 4 | 100.0% | 17 | 19 | 11.8% |
| Abduction | 0 | 0 | -- | 0 | 0 | -- |
| Robbery | 0 | 0 | -- | 1 | 0 | -100.0% |
| Other Crimes Against a Person | 2 | 1 | -50.0% | 8 | 4 | -50.0% |
| Total | 4 | 6 | 50.0% | 26 | 28 | 7.7% |



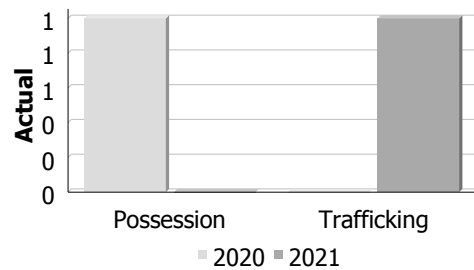
Property Crime

| Actual | May | | | Year to Date - May | | |
|-------------------|-----------|-----------|---------------|--------------------|-----------|---------------|
| | 2020 | 2021 | % Change | 2020 | 2021 | % Change |
| Arson | 0 | 0 | -- | 0 | 0 | -- |
| Break & Enter | 2 | 4 | 100.0% | 13 | 13 | 0.0% |
| Theft Over | 0 | 2 | -- | 6 | 6 | 0.0% |
| Theft Under | 3 | 2 | -33.3% | 46 | 17 | -63.0% |
| Have Stolen Goods | 0 | 1 | -- | 3 | 1 | -66.7% |
| Fraud | 7 | 4 | -42.9% | 28 | 20 | -28.6% |
| Mischief | 4 | 0 | -100.0% | 20 | 8 | -60.0% |
| Total | 16 | 13 | -18.8% | 116 | 65 | -44.0% |



Drug Crime

| Actual | May | | | Year to Date - May | | |
|----------------------------|----------|----------|-------------|--------------------|----------|---------------|
| | 2020 | 2021 | % Change | 2020 | 2021 | % Change |
| Possession | 1 | 0 | -100.0% | 1 | 0 | -100.0% |
| Trafficking | 0 | 1 | -- | 1 | 1 | 0.0% |
| Importation and Production | 0 | 0 | -- | 0 | 0 | -- |
| Total | 1 | 1 | 0.0% | 2 | 1 | -50.0% |



Clearance Rate

Detachment: 6G - HURON

Location code(s): 6G00 - HURON

Area code(s): 6119 - Municipality of South Huron

Data source date: 2021/05/29

Report Generated by: Younan, Jason

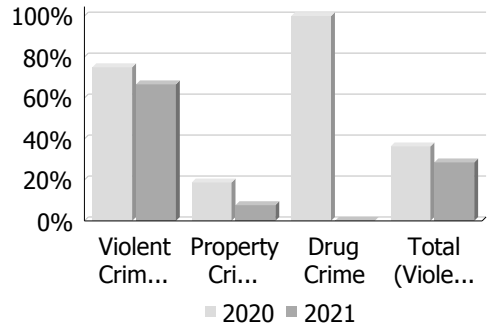
Report Generated on:

Jun 3, 2021 1:20:38 PM

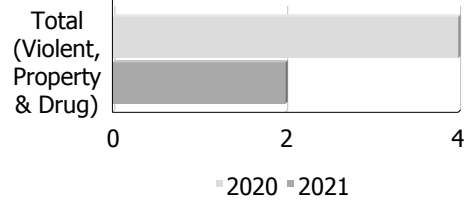
PP-CSC-Operational Planning-4300

**Police Services Board Report for South Huron
Records Management System
May - 2021**

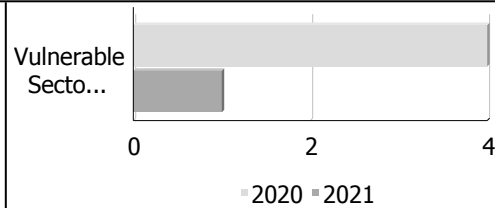
| Clearance Rate | May | | | Year to Date - May | | |
|---|--------------|--------------|--------------|--------------------|--------------|--------------|
| | 2020 | 2021 | Difference | 2020 | 2021 | Difference |
| Violent Crime | 75.0% | 66.7% | -8.3% | 57.7% | 60.7% | 3.0% |
| Property Crime | 18.8% | 7.7% | -11.1% | 21.6% | 9.2% | -12.3% |
| Drug Crime | 100.0% | 0.0% | -100.0% | 100.0% | 0.0% | -100.0% |
| Total (Violent, Property & Drug) | 36.4% | 28.6% | -7.8% | 31.5% | 25.3% | -6.3% |



| Unfounded | | | | | | |
|----------------------------------|------|------|----------|--------------------|------|----------|
| Unfounded | May | | | Year to Date - May | | |
| | 2020 | 2021 | % Change | 2020 | 2021 | % Change |
| Total (Violent, Property & Drug) | 4 | 2 | -50.0% | 13 | 11 | -15.4% |



| Criminal Record and Vulnerable Sector Screening Checks | | | | | | |
|--|------|------|----------|--------------------|------|----------|
| Actual | May | | | Year to Date - May | | |
| | 2020 | 2021 | % Change | 2020 | 2021 | % Change |
| Criminal Record Checks | 0 | 0 | -- | 52 | 1 | -98.1% |
| Vulnerable Sector Screening Checks | 4 | 1 | -75.0% | 198 | 1 | -99.5% |



Data contained within this report is dynamic in nature and numbers will change over time as the Ontario Provincial Police continue to investigate and solve crime.

Data Utilized

- Major Crimes
- Niche RMS All Offence Level Business Intelligence Cube

Detachment: 6G - HURON

Location code(s): 6G00 - HURON

Area code(s): 6119 - Municipality of South Huron

Data source date: 2021/05/29

Report Generated by: Younan, Jason

Report Generated on: Jun 3, 2021 1:20:38 PM

PP-CSC-Operational Planning-4300

SOUTH HURON – TRAFFIC STATISTICS MAY 2021

| Offence | May 2020 | May 2021 | % Change |
|----------------------|----------|----------|----------|
| Dangerous Operation | 0 | 0 | 0 |
| Fail To Remain | 0 | 0 | 0 |
| Impaired/Over 80 | 1 | 0 | -100 |
| MVC Non-Report. | 1 | 0 | -100 |
| MVC Reportable | 9 | 1 | -88.89 |
| Other CC Drive | 1 | 0 | -100 |
| RIDE | 1 | 0 | -100 |
| Traffic Complaint | 26 | 2 | -92.31 |
| Traffic Enforcement | 1 | 0 | -100 |
| Traffic Hazard | 10 | 0 | -100 |
| Total UCR Violations | 42 | 3 | -92.86 |

Canada Road Safety Week Results:

- Speeding: 149
- Stunt: 5
- Careless Driving: 2
- Driving While Prohibited: 9
- Failing to Wear Seatbelt: 8
- Impaired Driving: 1
- Warn Range Suspension: 1

SOUTH HURON – FOCUSED PATROLS

Speeding complaint received from Deputy Mayor Dietrich May 31, 2021. Complaint regarding excessive speeding through Shipka. Officers have been assigned to this detail and results will be reported in June.

Complaint received from the Exeter BIA regarding concern in the alleys behind some businesses in Exeter.

- 5 hours of foot patrol was conducted in the area
- The Huron Detachment Mental Health Crisis Response Team was engaged interacted with individuals, providing support, information and on-going assistance.
- The Huron OPP Community Street Crimes Unit has been engaged in this matter.
- Due to the stay at home order, businesses were not open and there will be follow-up conducted with the business owners about environmental design suggestions (Safeguard Ontario).



Calls For Service (CFS) Billing Summary Report

Municipality of South Huron May - 2021

| Billing Categories <i>(Billing categories below do not match traditional crime groupings)</i> | | 2021 | | | | 2020 | | | |
|--|--|---------------|--------------|---------------|-----------------------------|----------|--------------|---------------|-----------------------------|
| | | May | Year to Date | Time Standard | Year To Date Weighted Hours | May | Year to Date | Time Standard | Year To Date Weighted Hours |
| Violent Criminal Code | Sexual Assault | 0 | 5 | 16.0 | 80.0 | 0 | 0 | | 0.0 |
| | Invitation to Sexual Touching | 1 | 2 | 16.0 | 32.0 | 0 | 0 | | 0.0 |
| | Assault With Weapon or Causing Bodily Harm-Level 2 | 0 | 6 | 16.0 | 96.0 | 1 | 4 | 16.0 | 64.0 |
| | Assault-Level 1 | 3 | 12 | 16.0 | 192.0 | 2 | 14 | 16.0 | 224.0 |
| | Assault Peace Officer w/weapon Bodily Harm | 1 | 1 | 16.0 | 16.0 | 0 | 0 | | 0.0 |
| | Criminal Negligence: Bodily Harm | 0 | 0 | | 0.0 | 0 | 1 | 16.0 | 16.0 |
| | Robbery, With Threat of Violence | 0 | 0 | | 0.0 | 0 | 1 | 16.0 | 16.0 |
| | Criminal Harassment | 1 | 3 | 16.0 | 48.0 | 1 | 4 | 16.0 | 64.0 |
| | Indecent/Harassing Communications | 1 | 1 | 16.0 | 16.0 | 0 | 2 | 16.0 | 32.0 |
| | Utter Threats to Person | 0 | 2 | 16.0 | 32.0 | 2 | 5 | 16.0 | 80.0 |
| | Total | 7 | 32 | 16.0 | 512.0 | 6 | 31 | 16.0 | 496.0 |
| | Property Crime Violations | Break & Enter | 4 | 14 | 6.5 | 91.0 | 2 | 15 | 6.5 |
| Unlawful in a dwelling house | | 0 | 0 | | 0.0 | 0 | 1 | 6.5 | 6.5 |
| Break & Enter - Firearms | | 0 | 0 | | 0.0 | 1 | 2 | 6.5 | 13.0 |
| Theft Over - Trailers | | 0 | 0 | | 0.0 | 0 | 1 | 6.5 | 6.5 |
| Theft FROM Motor Vehicle Over \$5,000 | | 1 | 2 | 6.5 | 13.0 | 0 | 0 | | 0.0 |
| Theft of Motor Vehicle | | 0 | 2 | 6.5 | 13.0 | 0 | 1 | 6.5 | 6.5 |
| Theft of - Trucks | | 2 | 2 | 6.5 | 13.0 | 0 | 0 | | 0.0 |
| Theft of - Snow Vehicles | | 0 | 1 | 6.5 | 6.5 | 0 | 0 | | 0.0 |
| Theft of - All Terrain Vehicles | | 0 | 0 | | 0.0 | 0 | 2 | 6.5 | 13.0 |
| Theft of - Farm Vehicles | | 0 | 0 | | 0.0 | 0 | 1 | 6.5 | 6.5 |
| Theft of - Construction Vehicles | | 0 | 1 | 6.5 | 6.5 | 0 | 1 | 6.5 | 6.5 |
| Theft Under -master code | | 0 | 1 | 6.5 | 6.5 | 0 | 1 | 6.5 | 6.5 |
| Theft Under - Construction Site | | 0 | 0 | | 0.0 | 1 | 1 | 6.5 | 6.5 |
| Theft under - Bicycles | | 0 | 1 | 6.5 | 6.5 | 0 | 1 | 6.5 | 6.5 |
| Theft under - Building | | 0 | 0 | | 0.0 | 0 | 1 | 6.5 | 6.5 |
| Theft under - Trailers | | 0 | 1 | 6.5 | 6.5 | 0 | 0 | | 0.0 |
| Theft under - Other Theft | | 1 | 6 | 6.5 | 39.0 | 0 | 13 | 6.5 | 84.5 |
| Theft Under - Gasoline Drive-off | | 1 | 3 | 6.5 | 19.5 | 1 | 8 | 6.5 | 52.0 |
| Theft FROM Motor Vehicle Under \$5,000 | | 0 | 8 | 6.5 | 52.0 | 1 | 15 | 6.5 | 97.5 |
| Theft Under \$5,000 [SHOPLIFTING] | | 0 | 0 | | 0.0 | 0 | 9 | 6.5 | 58.5 |



Calls For Service (CFS) Billing Summary Report

Municipality of South Huron May - 2021

| Billing Categories <i>(Billing categories below do not match traditional crime groupings)</i> | | 2021 | | | | 2020 | | | |
|--|--|-----------|--------------|---------------|-----------------------------|-----------|--------------|---------------|-----------------------------|
| | | May | Year to Date | Time Standard | Year To Date Weighted Hours | May | Year to Date | Time Standard | Year To Date Weighted Hours |
| Property Crime Violations | Possession of Stolen Goods over \$5,000 | 1 | 1 | 6.5 | 6.5 | 0 | 1 | 6.5 | 6.5 |
| | Possession of Stolen Goods under \$5,000 | 0 | 0 | | 0.0 | 0 | 2 | 6.5 | 13.0 |
| | Fraud -Master code | 1 | 6 | 6.5 | 39.0 | 0 | 1 | 6.5 | 6.5 |
| | Fraud - Steal/Forge/Poss./Use Credit Card | 0 | 2 | 6.5 | 13.0 | 0 | 1 | 6.5 | 6.5 |
| | Fraud - Forgery & Uttering | 0 | 0 | | 0.0 | 0 | 1 | 6.5 | 6.5 |
| | Fraud -Money/property/ security > \$5,000 | 1 | 3 | 6.5 | 19.5 | 0 | 1 | 6.5 | 6.5 |
| | Fraud -Money/property/ security <= \$5,000 | 0 | 3 | 6.5 | 19.5 | 3 | 12 | 6.5 | 78.0 |
| | Fraud - Welfare benefits | 0 | 1 | 6.5 | 6.5 | 0 | 0 | | 0.0 |
| | Fraud - Other | 2 | 4 | 6.5 | 26.0 | 3 | 10 | 6.5 | 65.0 |
| | Personation with Intent (fraud) | 0 | 1 | 6.5 | 6.5 | 0 | 0 | | 0.0 |
| | Fraud - False Pretence > \$5,000 | 0 | 1 | 6.5 | 6.5 | 0 | 0 | | 0.0 |
| | Identity Fraud | 0 | 0 | | 0.0 | 1 | 2 | 6.5 | 13.0 |
| | Mischief - master code | 0 | 8 | 6.5 | 52.0 | 5 | 21 | 6.5 | 136.5 |
| | Interfere with lawful use, enjoyment of property | 0 | 0 | | 0.0 | 0 | 1 | 6.5 | 6.5 |
| | Property Damage | 0 | 1 | 6.5 | 6.5 | 0 | 1 | 6.5 | 6.5 |
| | Total | 14 | 73 | 6.5 | 474.5 | 18 | 127 | 6.5 | 825.5 |
| Other Criminal Code Violations (Excluding traffic) | Possess Firearm while prohibited | 0 | 1 | 7.8 | 7.8 | 0 | 0 | | 0.0 |
| | Offensive Weapons-Possession of Weapons | 0 | 0 | | 0.0 | 1 | 3 | 7.8 | 23.4 |
| | Offensive Weapons-Other Offensive Weapons | 1 | 1 | 7.8 | 7.8 | 0 | 0 | | 0.0 |
| | Offensive Weapons-Other Weapons Offences | 0 | 0 | | 0.0 | 1 | 1 | 7.8 | 7.8 |
| | Bail Violations -Master code | 0 | 0 | | 0.0 | 0 | 1 | 7.8 | 7.8 |
| | Bail Violations - Fail To Comply | 0 | 11 | 7.8 | 85.8 | 4 | 14 | 7.8 | 109.2 |
| | Bail Violations - Others | 0 | 0 | | 0.0 | 0 | 1 | 7.8 | 7.8 |
| | Bail Violations - Recognizance | 1 | 2 | 7.8 | 15.6 | 0 | 0 | | 0.0 |
| | Disturb the Peace | 0 | 2 | 7.8 | 15.6 | 0 | 1 | 7.8 | 7.8 |
| | Child Pornography -Possess child pornography | 0 | 0 | | 0.0 | 0 | 1 | 7.8 | 7.8 |
| | Child Pornography - Making or distributing | 0 | 0 | | 0.0 | 0 | 1 | 7.8 | 7.8 |
| | Obstruct Public Peace Officer | 0 | 1 | 7.8 | 7.8 | 0 | 1 | 7.8 | 7.8 |



Calls For Service (CFS) Billing Summary Report

Municipality of South Huron May - 2021

| Billing Categories <i>(Billing categories below do not match traditional crime groupings)</i> | | 2021 | | | | 2020 | | | |
|--|--|-----------|--------------|---------------|-----------------------------|-----------|--------------|---------------|-----------------------------|
| | | May | Year to Date | Time Standard | Year To Date Weighted Hours | May | Year to Date | Time Standard | Year To Date Weighted Hours |
| Other Criminal Code Violations (Excluding traffic) | Trespass at Night | 0 | 0 | | 0.0 | 0 | 1 | 7.8 | 7.8 |
| | Fail to Attend Court | 0 | 0 | | 0.0 | 0 | 3 | 7.8 | 23.4 |
| | Breach of Probation | 0 | 1 | 7.8 | 7.8 | 0 | 3 | 7.8 | 23.4 |
| | Public mischief - mislead peace officer | 0 | 0 | | 0.0 | 0 | 1 | 7.8 | 7.8 |
| | Libel - Defamatory | 0 | 1 | 7.8 | 7.8 | 0 | 0 | | 0.0 |
| | False Fire Alarm (C.C. Charge) | 0 | 0 | | 0.0 | 0 | 1 | 7.8 | 7.8 |
| | Total | 2 | 20 | 7.8 | 156.0 | 6 | 33 | 7.8 | 257.4 |
| Drug Possession | Possession - Methamphetamine (Crystal Meth) | 0 | 0 | | 0.0 | 1 | 1 | 6.5 | 6.5 |
| | Possession û Opioid (other than heroin) | 0 | 0 | | 0.0 | 0 | 1 | 6.5 | 6.5 |
| | DRUG Operation - Master Code | 0 | 0 | | 0.0 | 0 | 1 | 6.5 | 6.5 |
| | Drug related occurrence | 1 | 2 | 6.5 | 13.0 | 2 | 5 | 6.5 | 32.5 |
| | Total | 1 | 2 | 6.5 | 13.0 | 3 | 8 | 6.5 | 52.0 |
| Drugs | Trafficking Other Controlled Drugs and Substance Act | 1 | 1 | 45.9 | 45.9 | 0 | 1 | 45.9 | 45.9 |
| | Trafficking û Opioid (other than heroin) | 0 | 1 | 45.9 | 45.9 | 0 | 0 | | 0.0 |
| | Total | 1 | 2 | 45.9 | 91.8 | 0 | 1 | 45.9 | 45.9 |
| Statutes & Acts | Landlord/Tenant | 1 | 8 | 3.4 | 27.2 | 0 | 4 | 3.4 | 13.6 |
| | Mental Health Act | 0 | 19 | 3.4 | 64.6 | 7 | 16 | 3.4 | 54.4 |
| | Mental Health Act - No contact with Police | 0 | 1 | 3.4 | 3.4 | 0 | 1 | 3.4 | 3.4 |
| | Mental Health Act - Attempt Suicide | 1 | 7 | 3.4 | 23.8 | 3 | 4 | 3.4 | 13.6 |
| | Mental Health Act û Threat of Suicide | 1 | 9 | 3.4 | 30.6 | 5 | 20 | 3.4 | 68.0 |
| | Mental Health Act - Voluntary Transport | 1 | 8 | 3.4 | 27.2 | 2 | 9 | 3.4 | 30.6 |
| | Mental Health Act - Placed on Form | 0 | 2 | 3.4 | 6.8 | 3 | 9 | 3.4 | 30.6 |
| | Trespass To Property Act | 7 | 20 | 3.4 | 68.0 | 4 | 13 | 3.4 | 44.2 |
| | Total | 11 | 74 | 3.4 | 251.6 | 24 | 76 | 3.4 | 258.4 |
| Operational | Animal Rabid | 0 | 0 | | 0.0 | 1 | 2 | 3.6 | 7.2 |
| | Animal Bite | 0 | 1 | 3.6 | 3.6 | 0 | 1 | 3.6 | 3.6 |
| | Animal Stray | 0 | 1 | 3.6 | 3.6 | 1 | 10 | 3.6 | 36.0 |
| | Animal Injured | 0 | 1 | 3.6 | 3.6 | 2 | 7 | 3.6 | 25.2 |
| | Animal - Other | 1 | 1 | 3.6 | 3.6 | 0 | 3 | 3.6 | 10.8 |
| | Animal - Dog Owners Liability Act | 0 | 1 | 3.6 | 3.6 | 0 | 0 | | 0.0 |
| | Domestic Disturbance | 4 | 23 | 3.6 | 82.8 | 2 | 20 | 3.6 | 72.0 |



Calls For Service (CFS) Billing Summary Report

Municipality of South Huron May - 2021

| Billing Categories <i>(Billing categories below do not match traditional crime groupings)</i> | | 2021 | | | | 2020 | | | |
|--|--------------------------------------|------|--------------|---------------|-----------------------------|------|--------------|---------------|-----------------------------|
| | | May | Year to Date | Time Standard | Year To Date Weighted Hours | May | Year to Date | Time Standard | Year To Date Weighted Hours |
| Operational | Suspicious Person | 15 | 51 | 3.6 | 183.6 | 8 | 79 | 3.6 | 284.4 |
| | Phone -Master code | 0 | 0 | | 0.0 | 1 | 2 | 3.6 | 7.2 |
| | Phone -Nuisance - No Charges Laid | 1 | 2 | 3.6 | 7.2 | 0 | 0 | | 0.0 |
| | Phone -Threatening - No Charges Laid | 0 | 0 | | 0.0 | 0 | 1 | 3.6 | 3.6 |
| | Fire - Building | 2 | 5 | 3.6 | 18.0 | 1 | 3 | 3.6 | 10.8 |
| | Fire - Vehicle | 0 | 1 | 3.6 | 3.6 | 0 | 0 | | 0.0 |
| | Fire - Other | 1 | 1 | 3.6 | 3.6 | 1 | 1 | 3.6 | 3.6 |
| | Insecure Condition -Master code | 0 | 1 | 3.6 | 3.6 | 0 | 2 | 3.6 | 7.2 |
| | Missing Person -Master code | 0 | 0 | | 0.0 | 0 | 1 | 3.6 | 3.6 |
| | Missing Person under 12 | 0 | 1 | 3.6 | 3.6 | 0 | 0 | | 0.0 |
| | Missing Person 12 & older | 0 | 1 | 3.6 | 3.6 | 1 | 2 | 3.6 | 7.2 |
| | Missing Person Located 12 & older | 0 | 1 | 3.6 | 3.6 | 0 | 3 | 3.6 | 10.8 |
| | Noise Complaint -Master code | 5 | 11 | 3.6 | 39.6 | 8 | 19 | 3.6 | 68.4 |
| | Noise Complaint - Residence | 1 | 1 | 3.6 | 3.6 | 0 | 1 | 3.6 | 3.6 |
| | Noise Complaint - Others | 1 | 1 | 3.6 | 3.6 | 2 | 4 | 3.6 | 14.4 |
| | Accident - non-MVC -Master code | 0 | 1 | 3.6 | 3.6 | 0 | 1 | 3.6 | 3.6 |
| | Found Property -Master code | 2 | 12 | 3.6 | 43.2 | 4 | 21 | 3.6 | 75.6 |
| | Found-Household Property | 0 | 2 | 3.6 | 7.2 | 0 | 0 | | 0.0 |
| | Found-Machinery & Tools | 0 | 1 | 3.6 | 3.6 | 0 | 1 | 3.6 | 3.6 |
| | Found-Others | 1 | 2 | 3.6 | 7.2 | 0 | 1 | 3.6 | 3.6 |
| | Lost Property -Master code | 0 | 3 | 3.6 | 10.8 | 1 | 3 | 3.6 | 10.8 |
| | Lost License Plate | 0 | 1 | 3.6 | 3.6 | 0 | 0 | | 0.0 |
| | Lost-Personal Accessories | 0 | 0 | | 0.0 | 0 | 1 | 3.6 | 3.6 |
| | Lost-Others | 0 | 1 | 3.6 | 3.6 | 0 | 1 | 3.6 | 3.6 |
| | Sudden Death - Natural Causes | 0 | 4 | 3.6 | 14.4 | 0 | 5 | 3.6 | 18.0 |
| | Sudden Death - Others | 0 | 0 | | 0.0 | 0 | 2 | 3.6 | 7.2 |
| | Suspicious Vehicle | 1 | 11 | 3.6 | 39.6 | 3 | 38 | 3.6 | 136.8 |
| | Trouble with Youth | 4 | 10 | 3.6 | 36.0 | 1 | 3 | 3.6 | 10.8 |
| | Vehicle Recovered - Automobile | 0 | 1 | 3.6 | 3.6 | 0 | 1 | 3.6 | 3.6 |
| | Vehicle Recovered - Motorcycles | 0 | 0 | | 0.0 | 0 | 1 | 3.6 | 3.6 |
| | Vehicle Recovered - Other | 0 | 0 | | 0.0 | 0 | 1 | 3.6 | 3.6 |
| | Unwanted Persons | 4 | 16 | 3.6 | 57.6 | 2 | 13 | 3.6 | 46.8 |



Calls For Service (CFS) Billing Summary Report

Municipality of South Huron May - 2021

| Billing Categories <i>(Billing categories below do not match traditional crime groupings)</i> | | 2021 | | | | 2020 | | | |
|--|---|------------|--------------|----------------|-----------------------------|------------|--------------|----------------|-----------------------------|
| | | May | Year to Date | Time Standard | Year To Date Weighted Hours | May | Year to Date | Time Standard | Year To Date Weighted Hours |
| Operational | Neighbour Dispute | 1 | 10 | 3.6 | 36.0 | 4 | 16 | 3.6 | 57.6 |
| | Bomb Threat | 0 | 1 | 3.6 | 3.6 | 0 | 0 | | 0.0 |
| | By-Law -Master code | 0 | 1 | 3.6 | 3.6 | 0 | 0 | | 0.0 |
| | Noise By-Law | 0 | 0 | | 0.0 | 1 | 1 | 3.6 | 3.6 |
| | Other Municipal By-Laws | 0 | 4 | 3.6 | 14.4 | 0 | 3 | 3.6 | 10.8 |
| | Assist Fire Department | 1 | 5 | 3.6 | 18.0 | 0 | 2 | 3.6 | 7.2 |
| | Assist Public | 11 | 51 | 3.6 | 183.6 | 25 | 109 | 3.6 | 392.4 |
| | Distressed/Overdue Motorist | 0 | 1 | 3.6 | 3.6 | 0 | 0 | | 0.0 |
| | Family Dispute | 2 | 15 | 3.6 | 54.0 | 5 | 19 | 3.6 | 68.4 |
| | Total | 58 | 258 | 3.6 | 928.8 | 74 | 404 | 3.6 | 1,454.4 |
| Operational2 | False Holdup Alarm-Accidental Trip | 0 | 2 | 1.3 | 2.6 | 0 | 2 | 1.3 | 2.6 |
| | False Alarm -Others | 11 | 40 | 1.3 | 52.0 | 8 | 34 | 1.3 | 44.2 |
| | False Alarm -Cancelled | 0 | 0 | | 0.0 | 1 | 1 | 1.3 | 1.3 |
| | Keep the Peace | 5 | 14 | 1.3 | 18.2 | 1 | 8 | 1.3 | 10.4 |
| | 911 call / 911 hang up | 1 | 9 | 1.3 | 11.7 | 1 | 10 | 1.3 | 13.0 |
| | 911 call - Dropped Cell | 3 | 8 | 1.3 | 10.4 | 2 | 12 | 1.3 | 15.6 |
| | Total | 20 | 73 | 1.3 | 94.9 | 13 | 67 | 1.3 | 87.1 |
| Traffic | MVC (MOTOR VEHICLE COLLISION) -Master code | 0 | 0 | | 0.0 | 0 | 2 | 3.4 | 6.8 |
| | MVC - Personal Injury (MOTOR VEHICLE COLLISION) | 0 | 3 | 3.4 | 10.2 | 2 | 5 | 3.4 | 17.0 |
| | MVC - Prop. Dam. Non Reportable | 0 | 10 | 3.4 | 34.0 | 1 | 14 | 3.4 | 47.6 |
| | MVC - Prop. Dam. Reportable (MOTOR VEHICLE COLLISION) | 3 | 22 | 3.4 | 74.8 | 5 | 22 | 3.4 | 74.8 |
| | MVC - Prop. Dam. Failed to Remain (MOTOR VEHICLE COLLISION) | 0 | 1 | 3.4 | 3.4 | 3 | 6 | 3.4 | 20.4 |
| | MVC - Fatal (MOTOR VEHICLE COLLISION) | 0 | 0 | | 0.0 | 0 | 1 | 3.4 | 3.4 |
| | MVC - Others (MOTOR VEHICLE COLLISION) | 0 | 1 | 3.4 | 3.4 | 0 | 0 | | 0.0 |
| | Total | 3 | 37 | 3.4 | 125.8 | 11 | 50 | 3.4 | 170.0 |
| Total | 117 | 571 | | 2,648.4 | 155 | 797 | | 3,646.7 | |

Note to Detachment Commanders:

- The content of each report is to be shared by the Detachment Commander only with the municipality for which it was generated. The municipality may treat this as a public document and distribute it as they wish.
- All data is sourced from the Niche RMS application. Included are 'reported' occurrences (actuals and unfounded occurrences) for 'billable' occurrences ONLY. Data is refreshed on a weekly basis.
- The Traffic category includes motor vehicle collision (MVC) occurrences entered into Niche (UCR code 8521). MVCs are NOT sourced from the eCRS application for this report.



Calls For Service (CFS) Billing Summary Report

Municipality of South Huron May - 2021

- Only the primary violation is counted within an occurrence.
- Time standards displayed are for the 2021 billing period.

Note to Municipalities:

- Data contained within this report is dynamic in nature and numbers will change over time as the Ontario Provincial Police continues to investigate and solve crime.
- This report is NOT to be used for crime trend analysis as not all occurrences are included.
- Data groupings within this report do not match traditional crime groupings seen in other public reports such as the OPP Police Services Board reports or Statistics Canada reporting.